
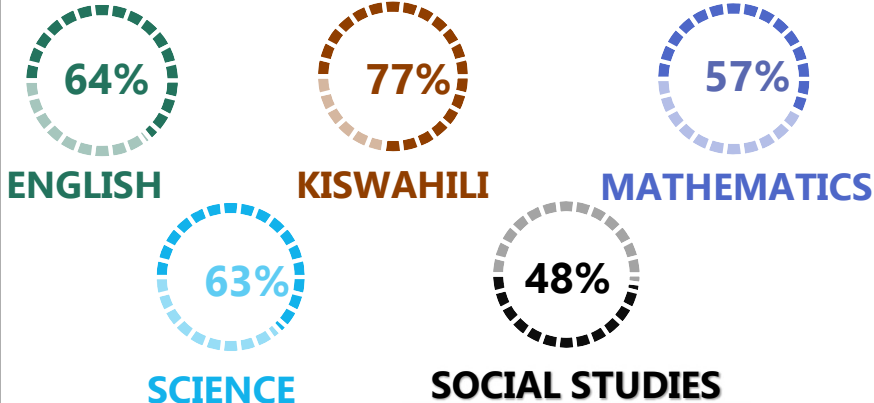
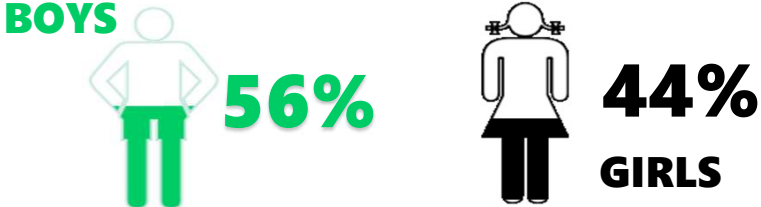
	<h1>IMAM SHAFII</h1>																																					
<b>REGION: MARA</b>	<b>SCHOOL AVERAGE: 154.9</b>	<b>BAND 4</b>																																				
<b>DISTRICT: MUSOMA</b>		<b>CATEGORY BELOW 40</b>																																				
<b>SUBJECT PERFORMANCE ANALYSIS</b>																																						
<table border="1" style="width:100%; border-collapse: collapse;"> <thead> <tr> <th style="width:35%;">SUBJECT NAME</th> <th style="width:10%;">AVG</th> <th style="width:10%;">%</th> <th style="width:10%;">RNK</th> </tr> </thead> <tbody> <tr><td>KISWAHILI</td><td>38.6</td><td>77%</td><td>1</td></tr> <tr><td>ENGLISH</td><td>32.0</td><td>64%</td><td>2</td></tr> <tr><td>SCIENCE</td><td>31.6</td><td>63%</td><td>3</td></tr> <tr><td>MATHEMATICS</td><td>28.7</td><td>57%</td><td>4</td></tr> <tr><td>SOCIAL STUDIES</td><td>24.0</td><td>48%</td><td>5</td></tr> </tbody> </table>			SUBJECT NAME	AVG	%	RNK	KISWAHILI	38.6	77%	1	ENGLISH	32.0	64%	2	SCIENCE	31.6	63%	3	MATHEMATICS	28.7	57%	4	SOCIAL STUDIES	24.0	48%	5												
SUBJECT NAME	AVG	%	RNK																																			
KISWAHILI	38.6	77%	1																																			
ENGLISH	32.0	64%	2																																			
SCIENCE	31.6	63%	3																																			
MATHEMATICS	28.7	57%	4																																			
SOCIAL STUDIES	24.0	48%	5																																			
<table border="1" style="width:100%; border-collapse: collapse;"> <thead> <tr> <th style="width:35%;">BOYS/GIRLS PASS RATE</th> <th style="width:10%;">STD</th> <th style="width:10%;">AVG</th> <th style="width:10%;">%</th> </tr> </thead> <tbody> <tr><td>BOYS</td><td>14</td><td>0.56</td><td>56%</td></tr> <tr><td>GIRLS</td><td>11</td><td>0.44</td><td>44%</td></tr> </tbody> </table>			BOYS/GIRLS PASS RATE	STD	AVG	%	BOYS	14	0.56	56%	GIRLS	11	0.44	44%																								
BOYS/GIRLS PASS RATE	STD	AVG	%																																			
BOYS	14	0.56	56%																																			
GIRLS	11	0.44	44%																																			
																																						
<b>BOYS VS GIRLS PASSRATE (%)</b>																																						
																																						
<b>OVERALL PERFORMANCE ANALYSIS</b>																																						
<table border="1" style="width:100%; border-collapse: collapse;"> <tbody> <tr><td>REGISTERED</td><td style="text-align: center;">25</td><td style="text-align: center;">100%</td></tr> <tr><td>SEATED</td><td style="text-align: center;">25</td><td style="text-align: center;">100%</td></tr> <tr><td>ABSENTEES</td><td style="text-align: center;">0</td><td style="text-align: center;">0%</td></tr> <tr><td>PASSED</td><td style="text-align: center;">24</td><td style="text-align: center;">96%</td></tr> <tr><td>FAILED</td><td style="text-align: center;">1</td><td style="text-align: center;">4%</td></tr> <tr><td>SCHOOL POSITION</td><td colspan="2" style="text-align: center;">72</td></tr> <tr><td>TOTAL SCHOOLS</td><td colspan="2" style="text-align: center;">87</td></tr> </tbody> </table>			REGISTERED	25	100%	SEATED	25	100%	ABSENTEES	0	0%	PASSED	24	96%	FAILED	1	4%	SCHOOL POSITION	72		TOTAL SCHOOLS	87																
REGISTERED	25	100%																																				
SEATED	25	100%																																				
ABSENTEES	0	0%																																				
PASSED	24	96%																																				
FAILED	1	4%																																				
SCHOOL POSITION	72																																					
TOTAL SCHOOLS	87																																					
<b>GRADE ANALYSIS SUMMARY</b>																																						
<table border="1" style="width:100%; border-collapse: collapse;"> <thead> <tr> <th style="width:40%;">SUBJECT NAME/GRADE</th> <th style="width:5%;">A</th> <th style="width:5%;">B</th> <th style="width:5%;">C</th> <th style="width:5%;">D</th> <th style="width:5%;">E</th> </tr> </thead> <tbody> <tr><td>MATHEMATICS</td><td>1</td><td>9</td><td>13</td><td>2</td><td>0</td></tr> <tr><td>KISWAHILI</td><td>11</td><td>13</td><td>1</td><td>0</td><td>0</td></tr> <tr><td>ENGLISH</td><td>2</td><td>13</td><td>8</td><td>2</td><td>0</td></tr> <tr><td>SCIENCE</td><td>4</td><td>11</td><td>8</td><td>0</td><td>0</td></tr> <tr><td>SOCIAL STUDIES</td><td>1</td><td>4</td><td>12</td><td>7</td><td>1</td></tr> </tbody> </table>			SUBJECT NAME/GRADE	A	B	C	D	E	MATHEMATICS	1	9	13	2	0	KISWAHILI	11	13	1	0	0	ENGLISH	2	13	8	2	0	SCIENCE	4	11	8	0	0	SOCIAL STUDIES	1	4	12	7	1
SUBJECT NAME/GRADE	A	B	C	D	E																																	
MATHEMATICS	1	9	13	2	0																																	
KISWAHILI	11	13	1	0	0																																	
ENGLISH	2	13	8	2	0																																	
SCIENCE	4	11	8	0	0																																	
SOCIAL STUDIES	1	4	12	7	1																																	
<table border="1" style="width:100%; border-collapse: collapse;"> <thead> <tr> <th style="width:40%;">OVERALL GRADE ANALYSIS</th> <th style="width:10%;">NO.</th> <th style="width:10%;">SEATED</th> <th style="width:10%;">%</th> </tr> </thead> <tbody> <tr><td>41- 45</td><td>1</td><td rowspan="3" style="text-align: center;">24</td><td>4%</td></tr> <tr><td>30.5 - 40</td><td>13</td><td>54%</td></tr> <tr><td>20.5 - 30</td><td>10</td><td>42%</td></tr> <tr><td>10.5 - 20</td><td>1</td><td>1</td><td>4%</td></tr> <tr><td>0- 10</td><td>0</td><td></td><td>0%</td></tr> </tbody> </table>			OVERALL GRADE ANALYSIS	NO.	SEATED	%	41- 45	1	24	4%	30.5 - 40	13	54%	20.5 - 30	10	42%	10.5 - 20	1	1	4%	0- 10	0		0%														
OVERALL GRADE ANALYSIS	NO.	SEATED	%																																			
41- 45	1	24	4%																																			
30.5 - 40	13		54%																																			
20.5 - 30	10		42%																																			
10.5 - 20	1	1	4%																																			
0- 10	0		0%																																			

INDEX	NAME	SEX	MATHEMATICS		KISWAHILI		ENGLISH		SCIENCE		SOCIAL STUDIES		TOTAL	AVERAGE	OVR GRADE	SCH POSITION	OVERALL POSITION
1	STIVIN SUBIRI PIUS	M	36	B	44	A	40	B	48	A	42	A	210	42	A	1	1639.5
2	NASRI ALFAN URIO	M	45	A	44	A	41	A	43	A	22	C	195	39	B	2	2614.5
3	ADNAN SUWEID SHAKURU	M	25	C	42	A	40	B	42	A	38	B	187	37	B	3	3046
4	NASMA KHAMIS MUHAMMED	F	38	B	42	A	40	B	39	B	25	C	184	37	B	4	3221
5	SALMA RAMADHAN ABDALLAH	F	28	C	43	A	39	B	41	A	29	C	180	36	B	5	3427
6	MAIMUNA MUHSIN RAJABU	F	39	B	43	A	35	B	30	C	31	B	178	36	B	6	3513.5
7	RAJABU SHAABAN RAMADHAN	M	31	B	41	A	41	A	33	B	31	B	177	35	B	7	3558
8	SADA JUMA DANIEL	F	34	B	44	A	34	B	32	B	27	C	171	34	B	8	3832
9	SUMAIYA IDRISA RAMADHAN	F	33	B	44	A	37	B	31	B	24	C	169	34	B	9	3914.5
10	NABEEL NASSOUR	M	22	C	39	B	37	B	38	B	31	B	167	33	B	10	3991.5
11	ABULRAHIM JOHN SADICK	M	28	C	42	A	32	B	35	B	29	C	166	33	B	11	4032
12	SULEIMAN SAIDI	M	32	B	35	B	31	B	39	B	27	C	164	33	B	12	4104.5
13	YASIR IBRAHIM	M	28	C	35	B	32	B	36	B	25	C	156	31	B	13	4392
14	HUSSEIN YASSIN DIBOGO	M	28	C	40	B	28	C	33	B	26	C	155	31	B	14	4427
15	KHADIJA RAJABU	F	26	C	36	B	38	B	32	B	20	D	152	30	C	15.5	4536
16	TATU WILLIAM	F	28	C	42	A	29	C	30	C	23	C	152	30	C	15.5	4536
17	ELIZABETH SAMWEL ITINDE	F	32	B	35	B	36	B	27	C	18	D	148	30	C	17	4663
18	ABDULQADRI JUMA IDI	M	32	B	37	B	28	C	25	C	18	D	140	28	C	18	4868.5
19	FATMA HUSSEIN	F	25	C	37	B	25	C	32	B	15	D	134	27	C	19	4992.5
20	ABUUBAKAR SELEMANI	M	19	D	34	B	28	C	29	C	23	C	133	27	C	20	5006
21	ALLY PHILIMON KYARUZI	M	22	C	36	B	25	C	25	C	23	C	131	26	C	21	5044.5
22	JOHARI YUSUPH	F	25	C	34	B	28	C	21	C	19	D	127	25	C	22	5108
23	ROSE ENDREW	F	24	C	31	B	22	C	16	D	13	D	106	21	C	23	5310.5
24	SHABANI SAIDI	M	23	C	30	C	18	D	21	C	11	D	103	21	C	24	5330.5
25	SAIDI KASSIM HUSSEIN	M	15	D	34	B	16	D	13	D	10	E	88	18	D	25	5375